

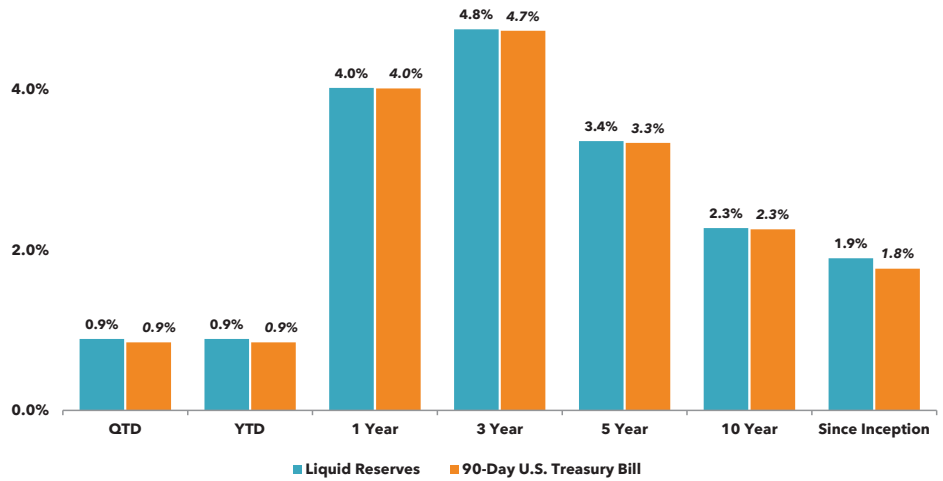
LIQUID RESERVES POOL

Foundation For The Carolinas offers diverse investment options for philanthropic impact

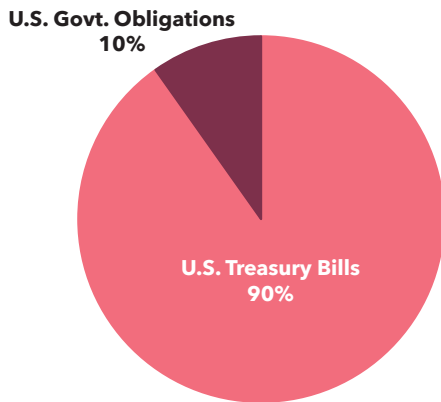


- ▶ Seeks current income as is consistent with liquidity and stability of principal
- ▶ Focuses on a broad range of U.S. dollar denominated money market instruments

RETURNS* (AS OF MARCH 31, 2026)



ASSET ALLOCATION



ANNUAL PERFORMANCE VS. BENCHMARK*

	2026	2025	2024	2023	2022	2021	2020	2019	2018	2017
Liquid Reserves	0.9%	4.2%	5.2%	5.2%	1.7%	0.0%	0.4%	2.2%	1.8%	1.1%
Benchmark	0.9%	4.2%	5.3%	5.0%	1.5%	0.1%	0.7%	2.3%	1.9%	0.9%

*Net of investment fees. The weighted average benchmark is ICE BofAML 90 Day T-Bill Index. Inception Date: 09/30/2001

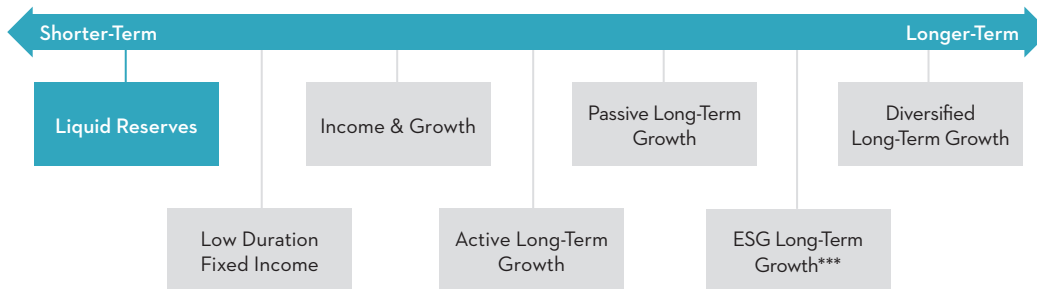
MANAGERS

- Vanguard Treasury Money Market

Expense Ratio** 0.10%

**Includes weighted Investment Manager fees, FFTC investment fee, and other investment-related expenses. Please note administrative fees are charged separately. Administrative fee schedules are available on our website at www.ffc.org/advisor_resources#administrative-fee-schedules.

ASSET STRATEGIES



Contact us today for more information:

Natalie Wolf, CIMA®
Vice President & Director, Investments

Phone
704.973.4539

Email
nwolf@ffc.org

Learn more
www.ffc.org

Individual fund earnings may not reconcile to Foundation For The Carolinas' reported performance as a result of contributions, distributions and rebalancing in the fund. A successful investment program includes consideration of your grantmaking intentions and timeframe for investments. Past performance is not indicative of future results.

*** The ESG Long-Term Growth pool is currently available to FFTC fundholders only, with expansion to supporting organizations in the future.