

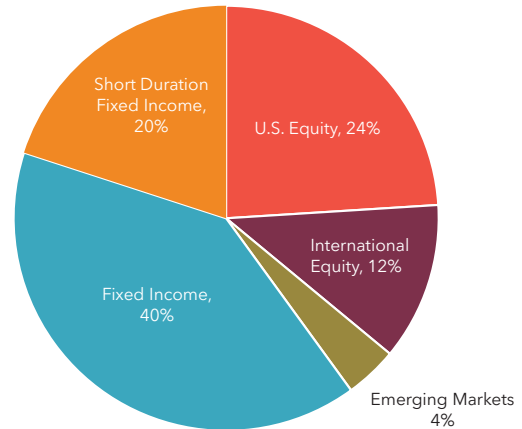
# INCOME & GROWTH POOL

Foundation For The Carolinas offers diverse investment options for philanthropic impact



- ▶ Less focused on capital appreciation and more on dividend and interest income generation
- ▶ Follows a balanced income approach, utilizing fixed income securities and a broadly diversified portfolio of stocks, which can include non-U.S. stocks.

## TARGET ALLOCATIONS

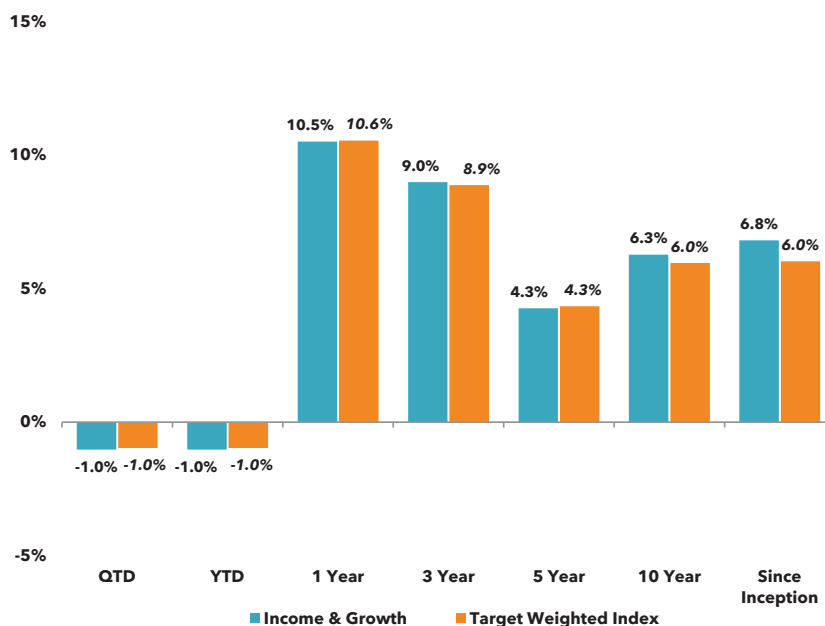


## ANNUAL PERFORMANCE VS. BENCHMARK\*

**Income & Growth Benchmark**

Year	2026	2025	2024	2023	2022	2021	2020	2019	2018	2017
Income & Growth	-1.0%	13.2%	7.9%	11.4%	-13.1%	6.3%	9.5%	15.5%	-2.6%	12.0%
Benchmark	-1.0%	13.0%	7.7%	11.9%	-12.7%	5.7%	10.7%	14.6%	-2.7%	11.2%

## RETURNS\* (AS OF MARCH 31, 2026)



Contact us today for more information:

**Natalie Wolf, CIMA®**  
Vice President & Director, Investments

**Phone**  
704.973.4539

**Email**  
nwolf@fftc.org

**Learn more**  
[www.fftc.org](http://www.fftc.org)

\*Net of investment fees. The weighted average benchmark is 24% Russell 3000, 12% MSCI EAFE, 4% MSCI EM, 40% Bloomberg US Aggregate, 20% ICE BofAML1-3 YR Gov't/Corp. Inception Date: 07/31/1999

# INCOME & GROWTH POOL

Asset Allocation, Managers and Expenses



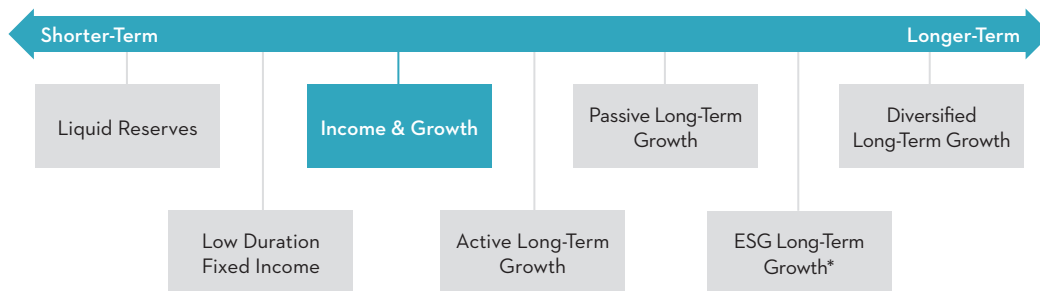
## GROWTH ASSETS

<b>US Equity</b>	<b>24%</b>	<b>International Equity</b>	<b>12%</b>
<ul style="list-style-type: none"><li>- Victory Small/Mid Cap Value</li><li>- William Blair Small/Mid Cap Growth</li><li>- GW&amp;K Small/Mid Core</li><li>- SSgA S&amp;P 500 Index</li></ul>		<ul style="list-style-type: none"><li>- American Century</li><li>- Arrowstreet EAFE</li><li>- LSV EAFE Value</li><li>- Fidelity MSCI EAFE</li></ul>	
<b>Emerging Markets Equity</b>	<b>4%</b>		
<ul style="list-style-type: none"><li>- SSgA MSCI Emerging Markets Index</li><li>- Ninety One Emerging Markets</li><li>- Allspring Emerging Markets</li></ul>			

## RISK REDUCTION ASSETS

<b>Fixed Income</b>	<b>60%</b>
<ul style="list-style-type: none"><li>- Manulife Core Plus</li><li>- Prudential Core Plus</li><li>- Sterling Low Duration</li></ul>	

## ASSET STRATEGIES



Individual fund earnings may not reconcile to Foundation For The Carolinas' reported performance as a result of contributions, distributions and rebalancing in the fund. A successful investment program includes consideration of your grantmaking intentions and timeframe for investments. Past performance is not indicative of future results.

\*The ESG Long-Term Growth pool is currently available to FFTC fundholders only, with expansion to supporting organizations in the future.

### Expense Ratio\*\* 0.54%

\*\*Includes weighted Investment Manager fees, FFTC investment fee, and other investment-related expenses. Please note administrative fees are charged separately. Administrative fee schedules are available on our website at [www.ffc.org/advisor\\_resources#administrative-fee-schedules](http://www.ffc.org/advisor_resources#administrative-fee-schedules).