

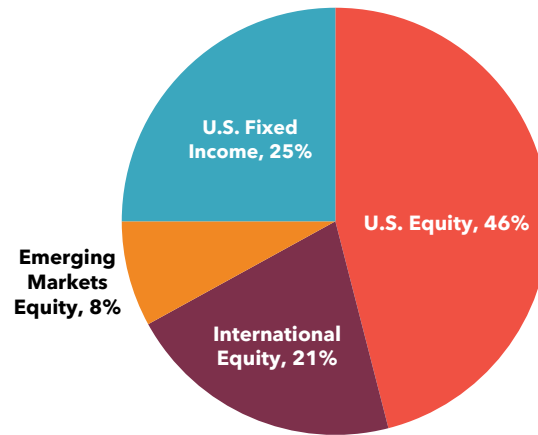
# ACTIVE LONG-TERM GROWTH POOL

Foundation For The Carolinas offers diverse investment options for philanthropic impact



- ▶ Seeks long-term capital appreciation without exposure to hedge funds or private equity
- ▶ Focuses on investing with a moderate to long-term horizon
- ▶ Offers broad domestic, international and emerging market exposure via large cap and small cap securities with a modest allocation to fixed income

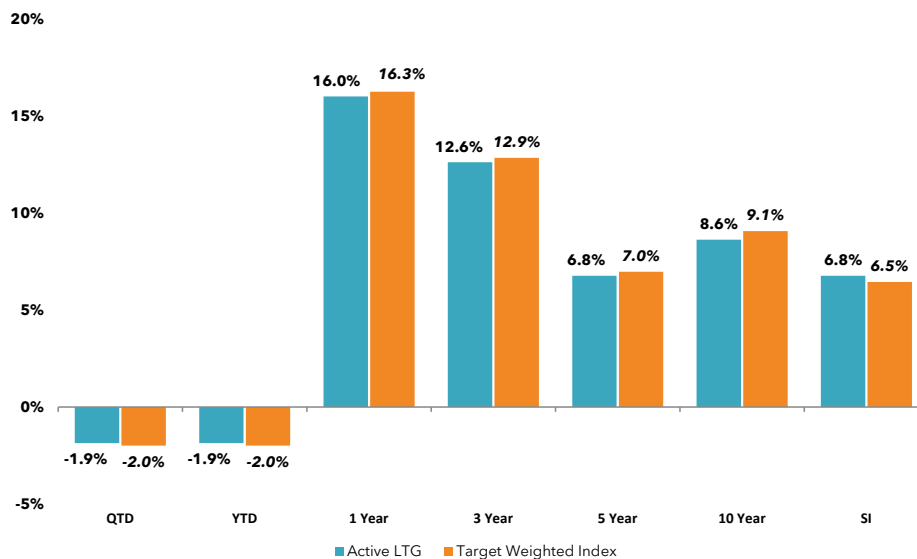
## TARGET ALLOCATIONS



## PERFORMANCE VS. BENCHMARK

|                   | 2026  | 2025  | 2024  | 2023  | 2022   | 2021  | 2020  | 2019  | 2018  | 2017  |
|-------------------|-------|-------|-------|-------|--------|-------|-------|-------|-------|-------|
| <b>Active LTG</b> | -1.9% | 18.7% | 11.6% | 15.5% | -15.3% | 13.1% | 12.0% | 20.7% | -5.8% | 16.3% |
| <b>Benchmark</b>  | -2.0% | 18.8% | 11.7% | 16.9% | -15.8% | 12.6% | 13.3% | 21.8% | -5.0% | 17.5% |

## RETURNS\* (AS OF MARCH 31, 2026)



Contact us today for more information:

**Natalie Wolf, CIMA®**  
Vice President & Director, Investments

Phone  
704.973.4539

Email  
nwolf@fftc.org

Learn more  
www.fftc.org

\*Net of investment fees. The weighted average benchmark is 46% Russell 3000, 21% MSCI EAFE, 8% MSCI EM, 25% Bloomberg US Aggregate. Inception Date: 07/31/1999

# ACTIVE LONG-TERM GROWTH POOL

Asset Allocation, Managers and Expenses



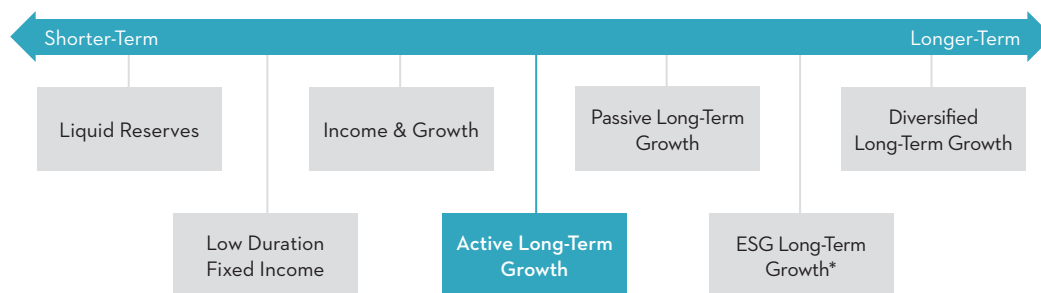
## GROWTH ASSETS

|   |            |   |            |
|---|------------|---|------------|
| <b>US Equity</b>  | <b>46%</b> | <b>International Equity</b>   | <b>21%</b> |
| <ul style="list-style-type: none"><li>- Victory Small/Mid Cap Value</li><li>- William Blair Small/Mid Cap Growth</li><li>- GW&amp;K Small/Mid Core</li><li>- SSgA S&amp;P 500 Index</li></ul> |            | <ul style="list-style-type: none"><li>- American Century Non-US Growth</li><li>- Arrowstreet EAFE</li><li>- LSV EAFE Value</li><li>- Fidelity MSCI EAFE</li></ul> |            |
| <b>Emerging Markets Equity</b>  | <b>8%</b>  |   |            |
| <ul style="list-style-type: none"><li>- SSga MSCI Emerging Markets Index</li><li>- Ninety One Emerging Markets</li><li>- Allspring Emerging Markets</li></ul>                                 |            |   |            |

## RISK REDUCTION ASSETS

|   |            |
|---|------------|
| <b>Fixed Income</b>   | <b>25%</b> |
| <ul style="list-style-type: none"><li>- Manulife Core Plus</li><li>- Prudential Core Plus</li></ul> |            |

## ASSET STRATEGIES



Individual fund earnings may not reconcile to Foundation For The Carolinas' reported performance as a result of contributions, distributions and rebalancing in the fund. A successful investment program includes consideration of your grantmaking intentions and timeframe for investments. Past performance is not indicative of future results.

\*The ESG Long-Term Growth pool is currently available to FFTC fundholders only, with expansion to supporting organizations in the future.

### Expense Ratio\*\* 0.56%

\*\*Includes weighted Investment Manager fees, FFTC investment fee, and other investment-related expenses. Please note administrative fees are charged separately.

Administrative fee schedules are available on our website at [www.ffc.org/advisor\\_resources#administrative-fee-schedules](http://www.ffc.org/advisor_resources#administrative-fee-schedules).